

NEVA SURFACE

D93164

PROJECT	
TYPE	
NOTES	
QUANTITY	
DATE	

GENERAL

Series: Neva
 Brand: Milan
 Division: Design
 Mounting Type: Surface
 Mounting Location: Wall
 Subcategory: Uplight

PHYSICAL

Shape: Rectangle
 Length (mm): 128
 Length (in): 5 1/16
 Height (mm): 85
 Height (in): 3 3/8
 Extension (mm): 117
 Extension (in): 4 5/8
 Light Distribution: Direct / Indirect
 Weight (kg): 1.4
 Weight (lbs): 3
 Fixture Finish: SST
 Fixture Material: Metal

ELECTRICAL

Number of Lamps: 1
 Lamp Type: LED
 Max. Wattage Per Lamp (W): 10
 Dimming: Non-Dimmable
 Driver Included: Yes
 Driver Location: Integrated
 Driver Type: Constant Current
 Driver Class: Class 2
 Housing: ENCP3
 Input Voltage (V): 120
 Upon Request: Dimmable option available with remote driver upon request

LED

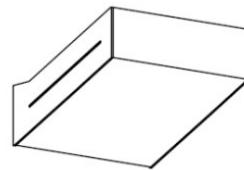
Number of LEDs: 1
 Color Temperature (°K): 2700
 Max. Delivered Lumen (lm): 642.97
 Nominal Lumen (lm): 1010
 CRI: >80 CRI

OPTICAL

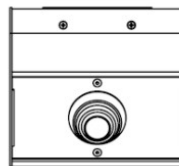
Reflector°: 50

RATINGS AND CERTIFICATIONS

Certified By: CSA Certified to UL and CSA Standards
 IP rating: IP20




128mm 5 1/16"



117mm 4 5/8"

108mm 4 1/4"



108mm 4 1/4"

J-Box cover plate
Included

85mm 3 3/8"



NEVA SURFACE

D93165

PROJECT
TYPE
NOTES
QUANTITY
DATE

GENERAL

Series: Neva
Brand: Milan
Division: Design
Mounting Type: Surface
Mounting Location: Wall
Subcategory: Uplight

PHYSICAL

Shape: Rectangle
Length (mm): 128
Length (in): 5 1/16"
Height (mm): 85
Height (in): 3 3/8"
Extension (mm): 117
Extension (in): 4 5/8"
Light Distribution: Direct / Indirect
Weight (kg): 1.4
Weight (lbs): 3
Fixture Finish: WHI
Fixture Material: Metal

ELECTRICAL

Lamp Type: LED
Max. Wattage Per Lamp (W): 10
Dimming: Non-Dimmable
Driver Included: Yes
Driver Location: Integrated
Driver Type: Constant Current
Driver Class: Class 2
Housing: ENCP3
Input Voltage (V): 120
Upon Request: Dimmable option available with remote driver upon request

LED

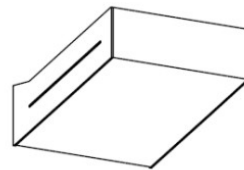

Number of LEDs: 1
Color Temperature (°K): 2700
Nominal Lumen (lm): 1010
CRI: >80 CRI

OPTICAL

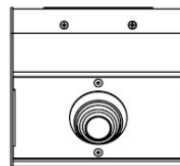
Reflector°: 50

RATINGS AND CERTIFICATIONS


Certified By: CSA Certified to UL and CSA Standards
IP rating: IP20



128mm 5 1/16"



108mm 4 1/4"



J-Box cover plate
Included

108mm 4 1/4"



85mm 3 3/8"

117mm 4 5/8"



NEVA SURFACE

D93166

PROJECT	
TYPE	
NOTES	
QUANTITY	
DATE	

GENERAL

Series: Neva
 Brand: Milan
 Division: Design
 Mounting Type: Surface
 Mounting Location: Wall
 Subcategory: Uplight

PHYSICAL

Shape: Rectangle
 Length (mm): 253
 Length (in): 9 ¹⁵/₁₆"
 Height (mm): 85
 Height (in): 3 ³/₈"
 Extension (mm): 117
 Extension (in): 4 ⁵/₈"
 Light Distribution: Direct / Indirect
 Weight (kg): 1.8
 Weight (lbs): 4
 Fixture Finish: SST
 Fixture Material: Metal

ELECTRICAL

Lamp Type: LED
 Total Output Wattage (W): 20
 Max. Wattage Per Lamp (W): 10
 Dimming: Non-Dimmable
 Driver Included: Yes
 Driver Location: Integrated
 Driver Type: Constant Current
 Driver Class: Class 2
 Housing: ENCP3
 Input Voltage (V): 120
 Upon Request: Dimmable option available with remote driver upon request

LED

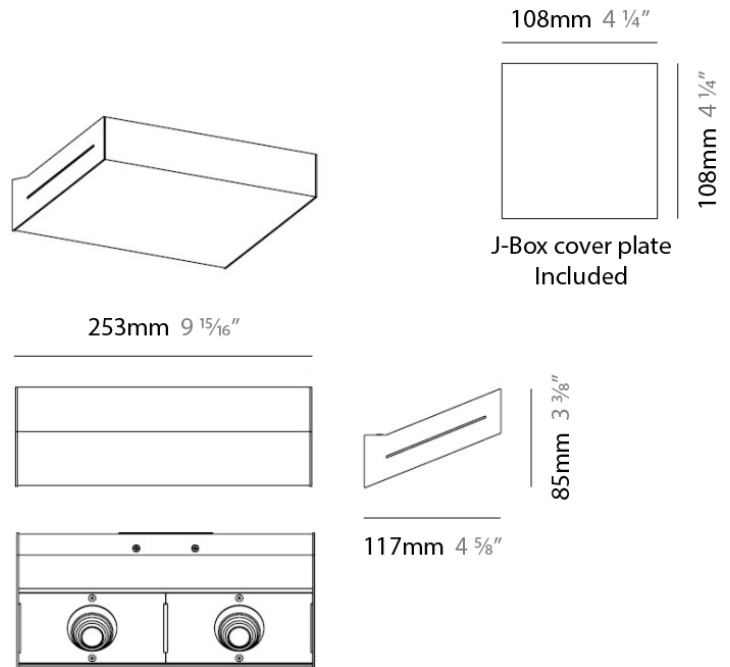
Number of LEDs: 2
 Color Temperature (°K): 2700
 Nominal Lumen (lm): 2020 (2x1010lm)
 CRI: >80 CRI

OPTICAL






































































Reflector: 2 x 50°

RATINGS AND CERTIFICATIONS

Certified By: CSA Certified to UL and CSA Standards
 IP rating: IP20



LEGEND

	floor-mounted		pivotal		special LED (upon request) RGB, RGBW, tunable, gold+, meat+, art+, fashion+
	wall and ceiling: recessed and surface mounted		rotating		warm dim / natural dimming LED
	ceiling-mounted and wall-mounted		illuminate tilted		rechargeable battery powered
	wall-mounted		color of suspension cable		fixture with natural vivid LED (upon request)
	omni-directional light distribution		length of suspension cable		color rendering index
	direct light distribution		reflector degree selection		color temperature
	direct/indirect light distribution		super spot		lumen (luminous flux)
	indirect light distribution		lens		efficacy (lumens per watt)
	asymmetric light distribution		lens pack		Unified Glare Rating (UGR) range from 5-40
	aura light distribution		shine ring		marine grade (AISI 316 stainless steel)
	round wall or ceiling cut-out		integrated shine ring with diffuser		walk on
	square wall or ceiling cut-out		free individual colors 01-29		drive on
	the supplied jig specifies the cutout dimensions		individual colors: 00 (free of charge), 01-25 (extra charge)		Dark Sky Compliance
	minimum distance (meters) lamp - object		luminaire part to be colored (F1)		Americans with Disabilities Act (less than 4" off the wall located between 27"-84" from floor)
	recessed depth		luminaire part to be colored (F2)		lamp protected against explosion
	ceiling thickness in mm		luminaire part to be colored (F3)		blown glass using traditional methods by master glass blower
	ceiling thickness selection		luminaire part to be colored (F4)		acoustic material
	dimmable DP (phase), DV (0-10V), DD (dali), DS (step-dim)		luminaire part to be colored (F5)		protection class I, protection insulation
	included or excluded LED driver/transformer/control gear		color of 3-circuit adaptor		protection class II, protection insulation
	separately switchable		indirect diffuser		ETL Certified to UL and CSA Standards
	sensor		direct diffuser		UL Certified to UL and CSA Standards
	remote control		ball-proof (upon request)		CSA Certified to UL and CSA Standards
	available upon request		accessory		Certified for North American Standards

IP RATING

	protected against ingress of solid bodies greater than 12.5mm (finger)
	protected against ingress of solid bodies greater than 2.5mm protected against sprays of water up to 60 degrees from the vertical (rain)
	protected against ingress of solid bodies greater than 1mm (wire) no protection against the ingress of moisture
	protected against ingress of solid bodies greater than 1mm (wire) protected against sprays of water up to 60 degrees from the vertical (rain)
	protected against ingress of solid bodies greater than 1mm (wire) protected against water splashed from all directions
	protected against limited ingress of dust (wet rooms/covered outdoor areas) protected against water splashed from all directions
	protected against ingress of dust protected against jets of water
	protected against ingress of dust protected against powerful jets of water or heavy seas
	protected against ingress of dust protected against immersion of water between 15cm - 1m for 30 minutes
	protected against ingress of dust protected against immersion of water under pressure for long periods

IK RATING

	protected against 0.14 joules impact (equivalent to 0.25kg mass dropped from 56mm above the surface)
	protected against 0.2 joules impact (equivalent to 0.25kg mass dropped from 80mm above the surface)
	protected against 0.35 joules impact (equivalent to 0.25kg mass dropped from 140mm above the surface)
	protected against 0.5 joules impact (equivalent to 0.25kg mass dropped from 200mm above the surface)
	protected against 0.7 joules impact (equivalent to 0.25kg mass dropped from 280mm above the surface)
	protected against 1 joules impact (equivalent to 0.25kg mass dropped from 400mm above the surface)
	protected against 2 joules impact (equivalent to 0.5kg mass dropped from 400mm above the surface)
	protected against 5 joules impact (equivalent to 1.7kg mass dropped from 300mm above the surface)
	protected against 10 joules impact (equivalent to 5.0kg mass dropped from 200mm above the surface)
	protected against 20 joules impact (equivalent to 5.0kg mass dropped from 400mm above the surface)